

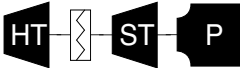



SSS Clutch : Pump Drive Reference List

375 SSS Clutches installed in pump drives in 16 countries, transmitting 164316kW.

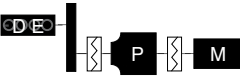
SSS has supplied more than 14000 SSS Clutches for various drives including ...

	SSS Clutches	Countries	Power
Compressors	63	8	296,525kW
Fans	170	31	90,324kW

Size	SSS Clutch Type	Number	Power (kW)	Speed (rpm)	Year	Country
						
68T	Encased	1	800	4876	1997	Poland
60T	Encased	1	367	4490	1983	New Zealand
60T	Encased	1	638	6215	1983	New Zealand
60T	Encased	2	840	5000	1982	Germany
60T	Encased	1	665	5985	1979	Singapore
60T	Encased	1	2100	7000	1977	England
60T	Encased	1	700	6600	1977	Germany
30	Clutch Coupling	2	945	3100	1976	France

						
68T	Encased	1	869	5700	2001	USA
68T	Encased	1	949	4505	1999	Egypt
48T	Encased	1	615	6200	1997	Kuwait
24	Encased	1	636	3600	1986	India
60T	Encased	1	597	5900	1980	China
60T	Encased	1	968	6700	1980	China

						
30	Clutch Coupling	2	75	750	2000	Belgium

						
30	Encased	1	507	1200	2001	USA
42	Encased	1	761	710	2001	USA

						
30	Encased	6	550	300	1996	India

Size	SSS Clutch Type	Number	Power (kW)	Speed (rpm)	Year	Country
------	-----------------	--------	------------	-------------	------	---------



42	Encased	1	1606	1480	2002	Qatar
36	Encased	1	1313	1480	2002	Vietnam
24	Clutch Coupling	3	200	1480	2002	China
30	Clutch Coupling	1	340	1480	2002	China
30	Clutch Coupling	2	280	1450	2002	China
24	Clutch Coupling	1	200	1450	2001	China
24	Clutch Coupling	3	200	2950	2001	China
24	Clutch Coupling	4	200	1480	2001	China
30	Clutch Coupling	1	340	1480	2001	China
24	Clutch Coupling	7	200	1450	2000	China
68T	Encased	1	477	3000	2000	India
24	Clutch Coupling	4	150	1450	2000	China
24	Clutch Coupling	1	220	3000	2000	China
24	Clutch Coupling	6	200	1480	1999	China
30	Clutch Coupling	1	340	1480	1999	China
24	Clutch Coupling	2	200	1450	1999	China
24	Clutch Coupling	2	200	2950	1999	China
24	Clutch Coupling	3	200	2950	1999	China
30	Encased	1	594	2980	1998	Kuwait
30	Clutch Coupling	3	340	1480	1998	China
30	Clutch Coupling	2	340	1480	1998	China
24	Clutch Coupling	5	200	1480	1998	China
30	Clutch Coupling	1	340	1480	1998	China
24	Clutch Coupling	4	200	1500	1998	China
24	Clutch Coupling	1	220	1450	1998	China
24	Clutch Coupling	3	200	1450	1998	China
24	Clutch Coupling	1	200	2900	1998	China
24	Clutch Coupling	1	204	1480	1997	China
24	Clutch Coupling	1	131	1480	1997	China
24	Clutch Coupling	1	134	1480	1997	China
30	Clutch Coupling	3	300	1450	1997	China
24	Clutch Coupling	2	200	3000	1997	Austria
24	Clutch Coupling	1	200	1450	1997	China
30	Clutch Coupling	2	300	1450	1997	China
30	Encased	1	210	3000	1997	China
24	Clutch Coupling	2	355	2985	1997	Russia
68T	Encased	1	1050	2985	1997	Russia
24	Clutch Coupling	2	123	3000	1997	Asia
30	Encased	2	658	2950	1997	India
68T	Encased	2	960	2950	1997	India
24	Clutch Coupling	13	200	1480	1996	China
30	Clutch Coupling	2	340	1480	1996	China
30	Clutch Coupling	2	340	1480	1996	China
24	Clutch Coupling	2	200	1450	1996	China

	Size	SSS Clutch Type	Number	Power (kW)	Speed (rpm)	Year	Country
Continued ...							
	24	Clutch Coupling	2	200	1450	1996	China
	30	Clutch Coupling	2	340	1480	1996	China
	24	Clutch Coupling	9	200	1450	1996	China
	30	Clutch Coupling	1	340	1480	1996	China
	24	Clutch Coupling	7	200	1450	1996	China
	24	Clutch Coupling	3	220	2900	1996	China
	36	Encased	1	1500	1480	1995	Qatar
	30	Clutch Coupling	1	318	1480	1995	China
	24	Clutch Coupling	4	200	1480	1995	China
	24	Clutch Coupling	1	147	2980	1995	Germany
	48T	Encased	2	660	2950	1995	Germany
	30	Encased	2	287	2950	1995	Germany
	30	Encased	1	1000	3000	1995	Abu Dhabi
	48T	Encased	2	486	2980	1994	Germany
	30	Clutch Coupling	1	950	3000	1993	Bangladesh
	30	Clutch Coupling	1	346	1480	1993	China
	48T	Encased	1	450	2980	1993	Singapore
	24	Encased	1	255	3600	1992	USA
	36	Clutch Coupling	1	625	1500	1992	South Africa
	24	Clutch Coupling	2	200	1500	1992	China
	30	Encased	4	435	3000	1992	England
	24	Clutch Coupling	2	200	1500	1992	China
	24	Clutch Coupling	8	200	1500	1992	China
	48T	Encased	2	486	2980	1991	Germany
	24	Clutch Coupling	14	360	3000	1990	China
	30	Clutch Coupling	2	339	1480	1990	China
	24	Clutch Coupling	1	110	2970	1987	Italy
	28T	Encased	1	105	3000	1987	Austria
	30	Encased	4	603	2970	1987	Iran
	60T	Encased	1	284	4435	1986	Czechoslovakia
	30	Encased	1	520	2980	1986	Czechoslovakia
	24	Clutch Coupling	3	260	3000	1985	Kuwait
	30	Encased	1	260	2950	1985	Kuwait
	24	Clutch Coupling	1	150	3600	1984	USA
	24	Encased	1	195	3570	1984	USA
	60T	Encased	4	1000	3000	1983	Abu Dhabi
	30	Clutch Coupling	1	870	2950	1983	Iran
	30	Encased	6	320	2970	1983	Kuwait
	30	Encased	6	320	2970	1982	Kuwait
	24	Clutch Coupling	1	560	3582	1981	France
	24	Clutch Coupling	3	400	2970	1979	Russia
	30	Clutch Coupling	4	870	2950	1979	Iran
	30	Clutch Coupling	1	650	1500	1979	France
	30	Clutch Coupling	1	1045	3000	1979	France
	30	Clutch Coupling	1	600	1500	1977	France
	30	Clutch Coupling	1	650	1500	1977	France
	30	Clutch Coupling	1	945	3100	1976	France
	30	Clutch Coupling	6	560	3000	1976	Russia

	Size	SSS Clutch Type	Number	Power (kW)	Speed (rpm)	Year	Country
Continued ...							
	30	Clutch Coupling	1	1045	3000	1972	France
	24	Clutch Coupling	1	370	2970	1971	Rumania
	24	Clutch Coupling	2	150	1800	1969	USA
	24	Clutch Coupling	2	150	1800	1969	USA
	68T	Encased	1	1024	2340	1995	USA
	24	Clutch Coupling	1	560	3582	1976	France
	30	Clutch Coupling	1	650	1480	1997	Egypt
	30	Clutch Coupling	2	400	1485	1997	Germany
	30	Encased	1	550	3000	1997	Italy
	36	Clutch Coupling	2	1000	1490	1996	Italy
	24	Clutch Coupling	2	200	1500	1996	Norway
	24	Clutch Coupling	12	680	1500	1993	China
	24	Encased	3	385	3600	1992	USA
	24	Clutch Coupling	1	240	3600	1992	USA
	55FT	Spacer	1	1200	3580	1991	Germany
	30	Clutch Coupling	1	1740	2980	1991	Malaysia
	24	Clutch Coupling	3	200	1480	1991	China
	30	Clutch Coupling	1	979	3000	1990	Poland
	24	Encased	2	380	3000	1989	India
	24	Encased	2	260	3000	1989	South Africa
	30	Clutch Coupling	1	820	2980	1987	China
	24	Clutch Coupling	2	380	3000	1986	Poland
	24	Clutch Coupling	1	362	3000	1986	Germany
	30	Encased	3	1200	3000	1986	The Netherlands
	30	Encased	2	594	2980	1985	Kuwait
	30	Encased	2	594	2980	1985	Kuwait
	60T	Encased	1	460	2960	1984	Bahrain
	36FT	Encased	1	407	3570	1983	Canada
	55FT	Encased	1	600	3600	1982	USA
	30	Clutch Coupling	2	1000	3000	1982	Yugoslavia
	24	Clutch Coupling	1	125	3000	1981	-
	30	Clutch Coupling	1	690	2975	1981	France
	24	Clutch Coupling	1	95	2950	1981	Germany
	24	Clutch Coupling	6	450	3000	1980	Russia
	24	Clutch Coupling	2	380	3000	1978	Poland
	24	Clutch Coupling	6	450	3000	1973	Russia
	30	Clutch Coupling	1	1045	3000	1968	Rumania

Size	SSS Clutch Type	Number	Power (kW)	Speed (rpm)	Year	Country
24	Clutch Coupling	3	485	3600	2000	USA
24	Encased	2	297	3000	1989	India
24	Clutch Coupling	1	200	1485	1986	Kuwait
30	Clutch Coupling	1	280	1485	1986	Kuwait
24	Clutch Coupling	2	370	3000	1967	Rumania
24	Clutch Coupling	3	297	3000	1996	India
30	Clutch Coupling	2	850	2980	1993	Malaysia
30	Clutch Coupling	2	810	2975	1988	France
60T	Encased	7	395	3570	1983	India
30	Encased	2	400	3000	1983	Indonesia
30	Clutch Coupling	2	590	2950	1975	France
30	Clutch Coupling	1	420	2950	1975	France
30	Clutch Coupling	1	521	1480	1993	Egypt
30	Clutch Coupling	1	521	1480	1989	Egypt
36	Encased	2	928	1500	1984	Kuwait
48T	Encased	1	370	2980	1998	Germany
24	Clutch Coupling	1	306	3000	1992	China
24	Clutch Coupling	1	356	2970	1991	Turkey
30	Encased	2	813	3000	1985	Kuwait
30	Encased	2	928	3000	1984	Kuwait
60T	Encased	2	1000	3000	1982	Indonesia